



Maza'af Fund

Fund Objective

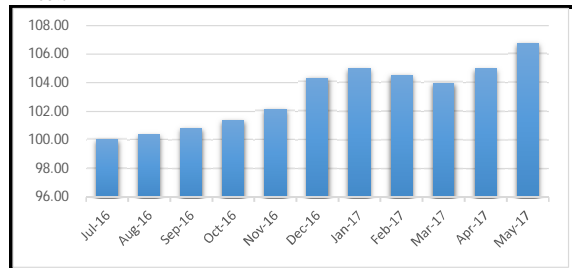
Is a moderate to high risk profile fund that generates higher returns over the long run in shariah compliant equities and Islamic mutual fund.

Fund Information

Description	Information
Fund Name	Maza'af Fund
Fund Size	598.6 Million
Launch Date	26-Jul-16
Bid Price (Inception)	100.0000
Bid Price 31-May-2017	106.7456
Fund type	Balanced Fund
Auditors	KPMG
Management Fee	1.5% p.a.
Regulator	SECP
Risk Profile	Medium

Bid Price

During the month of May 2017 ,fund has generated annualized return of 21.60%



Asset Mix

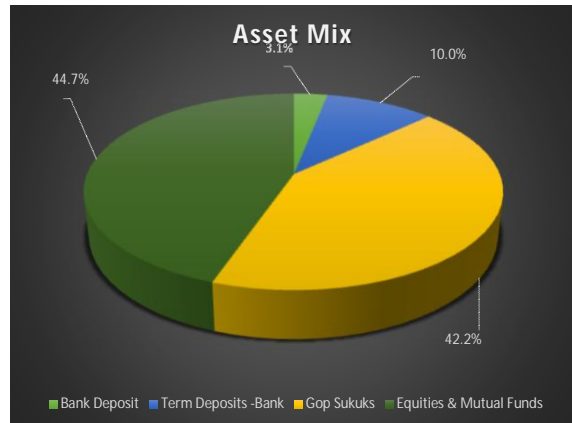
Asset	May-17	Apr-17
Bank Deposit	3.1%	16.1%
Term Deposits -Bank	10.0%	2.7%
Gop Sukuks	42.2%	45.7%
Equities & Mutual Funds	44.7%	35.4%

Investment Committee

Jalal Meghani	Member/CFO
Noman Muhammad	Member
Sidrah Kanwer	Member

Fund Returns

Period	Rate of Return
1 month	21.60%
Last 6 months	9.31%
Calendar YTD	5.76%
Since Inception	6.75%
Since Inception (annualized)	8.02%



Top Five Holdings

1	Hub Power Company Limited	16.38%
2	Engro Corporation Limited	11.72%
3	Engro Fertilizer	10.39%
4	Oil & Gas Development Company Limited	8.97%
5	Pakistan Oil Fields Limited	8.51%



Taameen Fund

Fund Objective

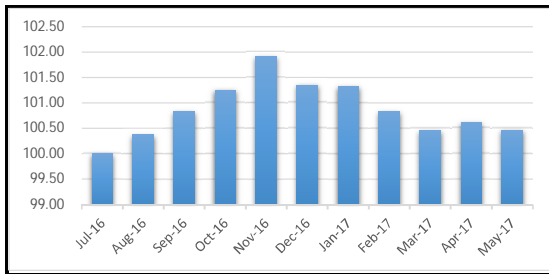
Is a moderate to low risk profile fund that generates stable and secure returns by balancing the investment in long term money market investments including term deposit

Fund Information

Description	Information
Fund Name	Taameen Fund
Fund Size	12.14 Million
Launch Date	26-Jul-16
Bid Price (Inception)	100.0000
Bid Price 31-May-2017	100.4671
Fund type	Fixed Income Fund
Auditors	KPMG
Management Fee	1.5% p.a.
Regulator	SECP
Risk Profile	Low to Medium

Bid Price

During the month of May 2017 ,annualized fund returns have fallen by -1.59%



Asset Mix

Asset	May-17	Apr-17
Bank Deposit	23.6%	24.2%
Term Deposits - Bank	0.0%	0.0%
GOP Sukuks	68.2%	67.7%
Mutual Funds - Income	8.3%	8.2%

Investment Committee

Jalal Meghani	Member/CFO
Noman Muhammad	Member
Sidrah Kanwer	Member

Fund Returns

Period	Rate of Return
1 month	-1.59%
Last 6 months	-2.82%
Calendar YTD	-2.07%
Since Inception	0.47%
Since Inception (annualized)	0.55%

