

Shareholders' Fund	Statutory Funds						Aggregate	
	Conventional Business	Accident and Health Business	Non-unitised Investment Link Business	Unit Linked Business	Individual Family Takaful Unit Linked Business	Group Family Takaful Business	2025	2024
----- (Rupees) -----								
Cash and bank deposits								
Cash and others	352	-	-	2,755	6,756	-	9,863	12,226
Current and other accounts	85,572	386,300	3,514	23,949	2,988,905	2,824,078	90,290	6,233,688
	85,924	386,300	3,514	23,949	2,991,660	2,830,834	90,290	6,245,914
Loans secured against life insurance policies	-	-	-	5,252	725	-	-	5,977
								8,389
Secured loans to employees	18,165	-	-	-	-	3,248	-	21,413
								22,875
Investment property	-	-	-	-	1,182,300	-	-	1,182,300
								1,154,800
Investments in related parties including subsidiaries and associates								
Listed equity securities	1,160,656	50,944	-	-	3,700,561	-	-	4,912,161
Units of mutual fund	293,663	137,591	-	-	3,984,318	1,195,500	-	5,611,071
								3,506,909
								5,339,903
Other investments								
Government securities	2,765,916	642,580	5,038	721,962	78,841,615	9,478,243	299,734	92,755,088
Other fixed income securities	-	-	-	-	2,271,109	2,394,203	-	4,665,312
Listed equity securities	35,978	139,267	-	-	10,680,118	2,263,370	59,676	13,178,409
Units of mutual fund	155,515	0	-	-	170,934	1,924,241	89,998	2,340,689
	2,957,409	781,848	5,038	721,962	91,963,776	16,060,057	449,408	112,939,498
								105,751,453
Current assets - others								
Premium due but unpaid	-	67,521	-	-	-	-	33,496	101,017
Amount due to/ from reinsurer / retakaful	-	-	-	1,831	10,025	742	-	12,598
Accrued income on investments	32,848	-	300	2,433	1,254,087	191,842	1,802	1,483,312
Taxation - payment less provision	-	834	-	34,288	940,946	190,836	-	1,166,904
Inter-fund receivable	-	-	-	-	-	184,912	-	184,912
Prepayments	91,053	-	-	-	-	-	-	91,053
Dividend receivable	-	-	-	-	1,000	10	-	1,010
Advances to suppliers	13,059	-	-	-	-	-	-	13,059
Security deposits	25,854	2,462	-	-	7,434	9,061	-	44,811
Receivable against sales of investments	-	-	-	-	-	-	-	-
Other receivables	2,717	-	-	-	-	96	-	2,813
	165,531	70,817	300	38,552	2,213,492	577,499	35,298	3,101,489
								2,988,461
Fixed assets								
Tangibles and Intangible								
Furniture, fixtures and office equipment	42,584	-	-	-	-	-	-	42,584
Motor Vehicles	187,656	-	-	-	-	-	-	187,656
Computers and related equipment	123,617	-	-	-	-	-	-	123,617
Leasehold Improvements	50,032	-	-	-	-	-	-	50,032
Right of use assets	428,160	-	-	-	-	74,665	-	502,825
Capital work in progress	7,487	-	-	-	-	-	-	7,487
Computer Software	13,344	-	-	-	-	-	-	13,344
	852,880	-	-	-	-	74,665	-	927,545
								923,786
TOTAL ASSETS	5,534,228	1,427,499	8,852	789,715	106,036,832	20,741,803	574,996	135,113,925
								117,095,678

Mansur Muratag

Chief Executive Officer

Adamjee Life Assurance Company Limited
Balance sheet
As at December 31, 2025

FORM LA

Shareholders' Fund	Statutory Funds						Aggregate	
	Conventional Business	Accident and Health Business	Non-uitised Investment Link Business	Unit Linked Business	Individual Life Family Takaful Unit Linked Business	Group Family Takaful Business	2025	2024

(Rupees in '000)

Share capital and reserves

Authorised share capital 300,000,000
(2024: 250,000,000) ordinary shares of Rs.
10 each

3,000,000	-	-	-	-	-	-	3,000,000	2,500,000
-----------	---	---	---	---	---	---	-----------	-----------

Issued, subscribed and paid up share
capital 262,500,000 shares (2024:
250,000,000 shares) ordinary shares of
Rs. 10 each

2,625,000	-	-	-	-	-	-	2,625,000	2,500,000
-----------	---	---	---	---	---	---	-----------	-----------

Accumulated surplus

1,660,394	-	-	-	-	-	-	1,660,394	1,037,588
-----------	---	---	---	---	---	---	-----------	-----------

4,285,394	-	-	-	-	-	-	4,285,394	3,537,588
-----------	---	---	---	---	---	---	-----------	-----------

Less: Capital contribution by shareholders'
fund

(364,656)	-	-	-	-	-	-	(364,656)	(364,656)
-----------	---	---	---	---	---	---	-----------	-----------

Net shareholders' equity

3,920,738	-	-	-	-	-	-	3,920,738	3,172,932
-----------	---	---	---	---	---	---	-----------	-----------

Balance of statutory fund [including
policyholders' liabilities]

- Statutory Fund
- Cede money to Waqf

-	1,096,749	5,934	434,907	100,029,605	20,075,658	334,345	121,977,198	104,947,258
-	-	-	-	-	500	-	500	500
-	1,096,749	5,934	434,907	100,029,605	20,076,158	334,345	121,977,698	104,947,758

Deferred liabilities

- Staff retirement benefits
- Deferred taxation
- Deferred Grant Income

52,469	-	-	-	-	5,827	-	58,296	72,124
55,552	-	-	-	-	-	-	55,552	5,619
-	-	-	-	-	-	-	-	-
108,021	-	-	-	-	5,827	-	113,848	77,743

Lease liabilities

504,303	-	-	-	-	64,812	-	569,115	660,903
---------	---	---	---	---	--------	---	---------	---------

Creditors and accruals

Outstanding claims
Premiums / contributions received in advance
Amount due to/ from reinsurer / retakaful
Taxation - payment less provision
Amounts due to agents
Unclaimed dividend
Accrued expenses
Payable to related parties
Other tax payable
Inter-fund payable

-	210,122	-	348,687	5,141,636	291,118	44,538	6,036,101	4,876,639
-	53,129	25	5,505	411,487	138,297	1,446	609,889	1,347,412
-	57,344	-	-	-	-	10,266	67,610	147,557
539,907	-	-	-	-	-	-	539,907	524,309
-	9,756	2,893	528	438,687	112,245	13	564,122	633,764
83	-	-	-	-	-	-	83	104
453,160	399	-	85	6,242	38,651	-	498,537	515,263
-	-	-	3	6,905	-	-	6,908	12,977
7,364	-	-	-	2,270	14,695	-	24,329	35,200
652	-	-	-	-	-	184,388	185,040	143,117
1,001,166	330,750	2,918	354,808	6,007,227	595,006	240,651	8,532,526	8,236,342

TOTAL EQUITY AND LIABILITIES

5,534,228	1,427,499	8,852	789,715	106,036,832	20,741,803	574,996	135,113,925	117,095,678
-----------	-----------	-------	---------	-------------	------------	---------	-------------	-------------




CONTINGENCIES AND COMMITMENTS

Mansur Muratag

Chief Executive Officer

ADAMJEE LIFE ASSURANCE COMPANY LIMITED
 FINANCIAL PERIOD ENDED 31 Dec 2025
 STATEMENT UNDER SECTION 46(5) OF THE INSURANCE ORDINANCE, 2000
 STATUTORY FUND: INVESTMENT LINKED FUND

S.# DESCRIPTION OF ASSETS

		Investment Multiplier Fund - Unit Linked		Investment Secure Fund - Unit Linked		Investment Secure Fund II - Unit Linked		Amaanat Fund Unit Linked		Dynamic Secure Fund Unit Linked		Managed Growth Fund Unit Linked	
		COST	MARKET VALUE	COST	MARKET VALUE	COST	MARKET VALUE	COST	MARKET VALUE	COST	MARKET VALUE	COST	MARKET VALUE
(RUPEES IN '000)													
TOTAL ALLOCATED UNITS		37,173,651		72,372,541		62,149,070		2,394,460		191,308		363,757	
ASSETS UNDERLYING THE UNITS													
1	Bank deposits	260,532	260,532	194,170	194,170	722,643	722,643	130,914	130,914	1,035	1,035	1,988	1,988
2	Government securities	8,862,656	8,917,951	34,133,379	34,352,037	28,692,667	29,018,199	394,199	402,671	46,569	46,819	64,681	64,699
3	Open-ended mutual funds	2,912,114	3,757,794	-	-	-	-	310,472	374,225	5,056	4,938	12,105	18,295
4	Investment in listed equities	12,153,183	14,288,429	-	-	-	-	81,576	92,249	-	-	-	-
5	Investment in TFCs	792,322	792,943	-	-	1,476,238	1,478,166	-	-	-	-	-	-
6	Accrued income on investments	156,016	156,016	396,138	396,138	648,302	648,302	5,273	5,273	284	284	-	-
7	Dividend receivable	1,000	1,000	-	-	-	-	-	-	-	-	-	-
8	Policy loans	509	509	216	216	-	-	-	-	-	-	-	-
9	Other assets / (liabilities) - net	352,568	352,568	277,922	277,922	288,768	288,768	27,329	27,329	2,967	2,967	20	20
10	Real estate	1,154,800	1,182,300	-	-	-	-	-	-	-	-	-	-
		26,645,700	29,710,042	35,001,825	35,220,483	31,828,618	32,156,078	949,764	1,032,661	55,911	56,043	78,795	85,002
VALUATION PLACED ON THE UNITS (BID PRICE)		799.2231		486.6553		517.4024		431.2709		292.9441		233.6769	
Daily Per Unit Nav Announced On Dec 31, 2025													
Amount of provision made in determinig the valuation		NIL		NIL		NIL		NIL		NIL		NIL	
													
		Manzar Mushtaq Chief Executive Officer		Muhammad Ali Zeb Director		S.M. Jawed Director							